



Description

Venture Lighting's VSplash LED highbay is NSF Certified and uniquely designed for food processing applications yet maintains a high lumen efficacy. They are designed to quickly and easily upgrade existing H.I.D. and fluorescent fixtures.

Construction

The die-cast aluminum body ensures good heat dissipation providing cool running operation. The fixture has a durable and corrosion-resistant powder coat finish. The IP69K rating makes cleaning worry free for NSF applications as the fixture can withstand cleaning by high pressure water jets and is also dust tight. The smooth shape eliminates exposed hardware as well as prevents dust and moisture from collecting, enhancing the safety for food processing applications.

Optics

The fixture is equipped with a 90-degree beam polycarbonate lens for higher mounting heights.

Electrical

The power supply has a range of 100-277V, 50/60 Hz. 1-10V DC continuous dimming capability is standard.

Warranty

For warranty information refer to: www.venturelighting.com/resources/warranties

Product Performance

Wattage	150W
Lumens	20250
Correlated Color Temperature (CCT)	5000K
Color Rendering Index (CRI)	80
Lumen Maintenance @50,000 Hrs*	94%
Calculated L70 @25°C Ambient (Hrs)*	>60,000
Replaces HID Wattage	Up to 400W
Beam Angle (°)	90
Operating Temperature Range	-40°F to 104°F (-40°C to +40°C)

Physical Characteristics

Diameter	19.25"
Input Cable Length	5 ft
Safety Cable Length	3 ft
Fixture Color	Gray
Height	7.875"
Weight	14.8 lbs

Electrical Characteristics

Input	100-277VAC, 50/60Hz, 1.7A MAX
Dimming (External Dimming Leads)	1-10V DC

Regulatory Qualifications

cULus Listed
DLC® Premium Qualified – DLC Model HW1-150C-AB
NSF Certified – Model HW1-150
Wet Rated – IP69K Rated

Accessories

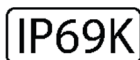
AC78126 – Pendant Mount Kit – Wire Outside

For factory installed plug options see below

Revision: 09, 06-Sept 2022

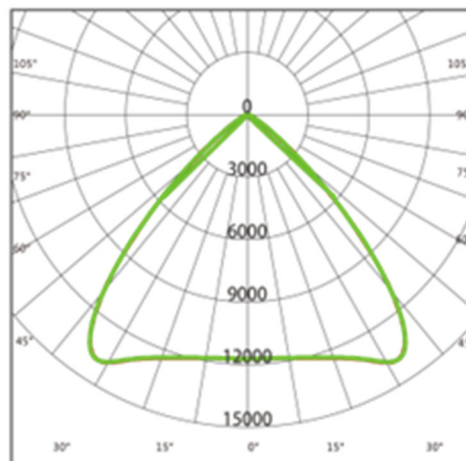
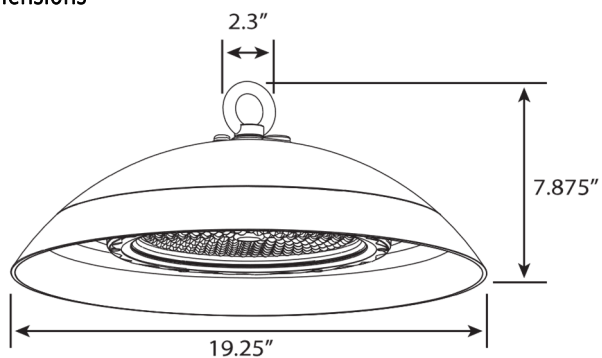
Notes

*Lumen maintenance data is based on LED testing per IESNA LM-80 and projected per IESNA TM-21



Venture 150W VSplash LED Highbay

Dimensions



NEMA L5-15P NEMA L6-15P NEMA L7-15P

NSF-Certified Plug Options*

"-PN1"- NEMA L5-15P for 120V

"-PN2"- NEMA L6-15P for 240V

"-PN3"- NEMA L7-15P for 277V

NOTE: * Add Suffix to Part# for Factory Installed option

(800) 451-2606

6675 Parkland Blvd., Suite 100

Solon, Ohio 44139 USA

Email: Venture_Lighting@VentureLighting.com

VentureLighting.com

