



Description

Venture Lighting's Wave Aisle Lighter Highbay fixtures are the optimal solution for upgrading existing HID or Fluorescent installations using high racking.

Construction

The high performance LED source is mounted to an aluminum heat sink which is designed to ensure proper thermal management of the system. This design allows for a cooler running LED chip which leads to longer lifetime, better efficacy, and color consistency. Fixtures are rated for an ambient operating temperature range -30°C to 50°C. Wave Aisle Lighter Highbay luminaires are water and dust resistant, with IP65 rating.

Optics

The optics are specially designed to have a 60° x 90° distribution which is ideal for aisle lighting applications.

Electrical

The power supply has a range of 120-277V, 50/60 Hz. 0-10V DC dimming capability is standard. The luminaire is rated for damp and dry locations.

Product Performance

Wattage	90W
Lumens	10350
Correlated Color Temperature (CCT)	5000K
Color Rendering Index (CRI)	70
Lumen Maintenance @50,000 hours*	90%
Calculated L70 @ 25°C Ambient in Hours*	159,000
Replaces HID Wattage	250W
Spacing Criterion (0-180)	0.9 x mtg height
Spacing Criterion (90-270)	1.3 x mtg height
Operating Temperature Range	-22°F to 122°F (-30°C to 50°C)

Physical Characteristics

Input Cable Length	5ft.
Safety Cable Length	6ft. (2 pcs)
Fixture Color	Matte Silver
Length	28.6"
Width	5.4"
Height	4.0"
Weight	10.4 lbs

Electrical Characteristics

Amperage Draw (Input Volts/Amps)	120/0.76 208/0.44 240/0.38 277/0.33
Surge Protection	4kV

Regulatory Qualifications

cULus Listed

Accessories

Add suffix "-S1" to order code for a factory installed fixture with a MOTION ONLY Sensor part # PH41623

Add suffix "-S2" to order code for a factory installed fixture with a MOTION/DIM/PHOTOCELL Sensor part # PH77409

For factory installed plug options see below

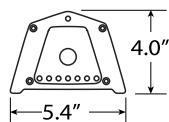
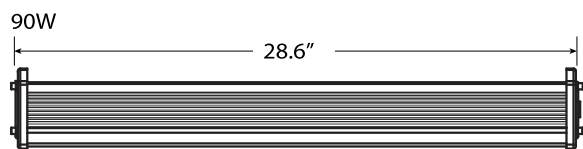
For plug options see accessories tab (NOT FACTORY INSTALLED)

Notes:

*Lumen maintenance data is based on LED testing per IESNA LM-80 and projected per IESNA TM-21



Venture 90W Wave Aisle Lighter Highbay



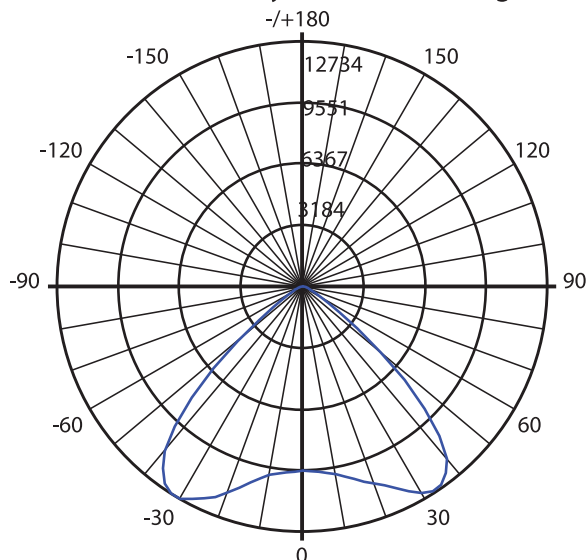
NEMA L5-15P NEMA L18-20P NEMA L6-15P NEMA L7-15P

Plug Options*	Molded Plug Options with 11ft Cable*
"-P1" - NEMA L5-15P for 120V	"-P6-C" - NEMA L5-15P for 120V w/ Cable
"-P2" - NEMA L6-15P for 240V	"-P7-C" - NEMA L6-15P for 240V w/ Cable
"-P3" - NEMA L7-15P for 277V	"-P8-C" - NEMA L7-15P for 277V w/ Cable
"-P5" - NEMA L18-20P for 208V	"-P10-C" - NEMA L18-20P for 208V w/ Cable

NOTE: * Add Suffix to Part# for Factory Installed option

Factory installed plug options

Luminous Intensity Distribution Diagram



(800) 451-2606
 Fax: (800) 451-2605
 7905 Cochran Rd, Suite 300
 Glenwillow, Ohio 44139
 E-mail: Venture_Lighting@VentureLighting.com
VentureLighting.com

