

Description

CrossCourt LED area lighting fixtures are low profile, low maintenance and feature long life. Perfect for new construction and easy replacement of existing area lighting fixtures. The robust design paired with a variety of mounting options makes them ideal for upgrading existing tennis court lighting fixtures.

Construction

Rugged die cast housing finished in a durable powder coat finish and with vandal resistant polycarbonate lens. To ensure weather-tight protection, each optical assembly is sealed with a silicone gasket. Luminaires are rated for an ambient operating temperature range of -40°C to 40°C.

Electrical

The Class I power supply has a range of 347-480V, 50/60 Hz (a 120-277V input version is also available). LED driver is isolated from the LED light engine for enhanced driver reliability. 0-10V DC dimming capability is standard. The luminaires are rated for wet locations. Each fixture has a built in 10kA surge protector. Each fixture is supplied with a 7-pin receptacle and a shorting cap. A motion sensor can be factory installed. Twistlock photocell accessory can easily be mounted onto the fixture.

Mounting

The fixture is designed for use with various mounting accessories: square and round pole arms, slipfitter or mast arm. The slipfitter and the mast arm fit a 2-3/8" tenon. All mounting accessories are ordered separately, and field installed.

Warranty

For warranty information refer to: www.venturelighting.com/resources/warranties

Notes

*Lumen maintenance data is based on LED testing per IESNA LM-80 and projected per IESNA TM-21

Product Performance

Wattage	480W
Lumens	72792
Correlated Color Temperature (CCT)	5000K
Color Rendering Index (CRI)	70+
Lumen Maintenance @50,000 hours*	88%
Calculated L70 @ 25°C Ambient in Hours*	>142,000
Distribution	Tennis Court Lighting
Replaces HID Wattage	1000W V, 1000W H
Operating Temperature Range	-40°F to 104°F (-40°C to 40°C)

Physical Characteristics

Fixture Color	Bronze
EPA	1.43
Length	40.125"
Width	14.125"
Height	7.5"
Weight	63 lbs (28.6kg)
BUG Rating	B4-U3-G4

Electrical Characteristics

Input Voltage Range	347-480V
Amperage Draw (Input Volts/Amps)	347/1.4 480/1.0
Surge Protection	5.7A Max

Regulatory Qualifications

cULus Listed
DLC® Premium Qualified
BAA/TAA, available upon request
Rated for Wet Locations

Accessories

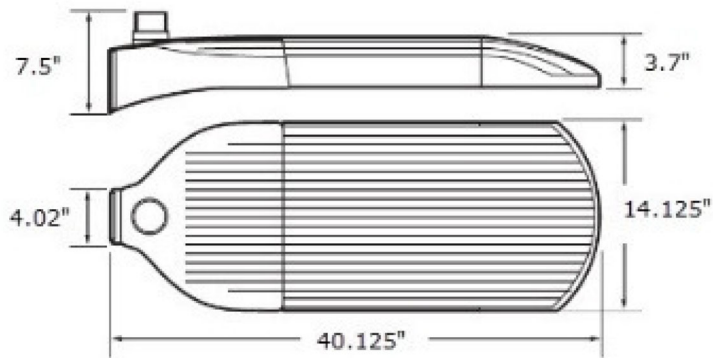
EN14628 – Round pole straight arm – bronze, for high watt Environ
EN27395 – Square pole mount – bronze, for high watt Environ
EN36717 – Adjustable slipfitter – bronze, for high watt Environ
EN38159 – Mast Arm – bronze, for high watt Environ
PH87145 – 3-Pin twist lock photocell (347V)
PH81156 – 3-Pin twist lock photocell (480V)
PH81975 – Replacement shorting cap
PH46224 – Wireless program tool
SP12714 – 120-277V Surge Protector
Add suffix "-M3" for a factory installed fixture with Motion/Dim/Photocell Sensor
Add suffix "-SH" for a factory installed fixture with Backlight Shield
Add suffix "-SHM3" for a factory installed fixture with Backlight Shield and Motion/Dim/Photocell Sensor

Revision: 04, 15-Sept 2022



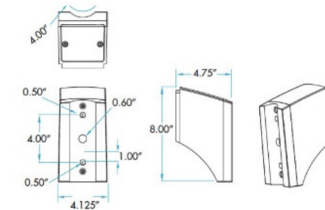
Venture CrossCourt 480W LED Tennis Lighting

Dimensions

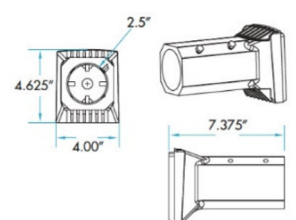


Mounting Arm Options

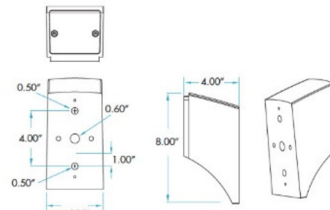
EN14628



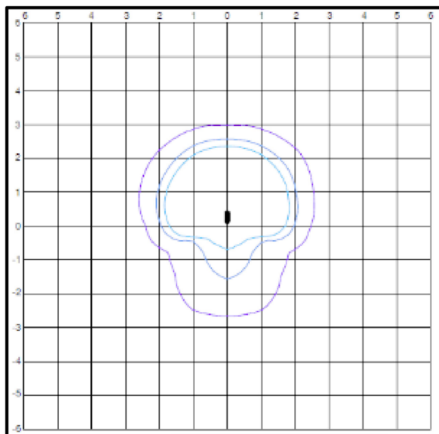
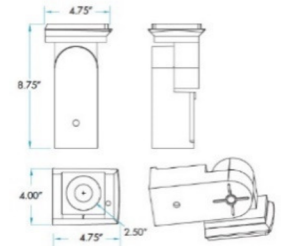
EN38159



EN27395



EN36717



Tennis Photometry
(480W Fixture)

(800) 451-2606

6675 Parkland Blvd., Suite 100

Solon, Ohio 44139 USA

Email: Venture_Lighting@VentureLighting.com

VentureLighting.com

