



Description

Venture Lighting's parking garage luminaires are low profile, light weight, and designed for long life with low maintenance and great performance. These LED luminaires are designed to quickly and easily upgrade existing HID parking garage fixtures.

Construction

Rugged die cast aluminum housing finished in a durable powder coat finish and with polycarbonate lens. The high performance LED sources are mounted to ensure proper thermal management of the system. The design allows for a cooler running LED chip which leads to longer lifetime, better efficacy, and color consistency. The fixture is gasket sealed to eliminate the threat of contaminants damaging the components. The standard fixture color is bronze, custom colors available upon request.

Electrical

The power supply has a range of 347-480V, 50/60 Hz. The luminaires are rated for wet locations. 0-10V DC dimming and 10kA surge protection is standard. An internally mounted motion/dimming/photocell sensor can be installed as an option.

Mounting

Cast in knock-out template for ceiling/surface mounting to a junction box. Fixtures are compatible for 1/2" NPT surface mount conduit applications. Screw plugs can be removed for surface mounted conduit applications. Fixtures also are capable of being pendant mounted (84W 3/4" NPT & 44W 1/2" NPT) with no additional mounting accessories needed.

Product Performance

| | |
|---|--------------------------------|
| Wattage | 84W |
| Lumens | 8390 |
| Correlated Color Temperature (CCT) | 5000K |
| Color Rendering Index (CRI) | 75+ |
| Lumen Maintenance @50,000 hours* | 87% |
| Calculated L70 @ 25°C Ambient in Hours* | >134,000 |
| Integrated Sensor Included | Optional |
| Replaces HID Wattage | 250W |
| Operating Temperature Range | -40°F to 104°F (-40°C to 40°C) |

Physical Characteristics

| | |
|---------------|--------|
| Fixture Color | Bronze |
| Length | 10.0" |
| Width | 10.0" |
| Height | 4.8" |
| Weight | 10 lbs |

Electrical Characteristics

| | |
|---------------|----------|
| Input Voltage | 347-480V |
|---------------|----------|

Regulatory Qualifications

cULus Listed

Accessories

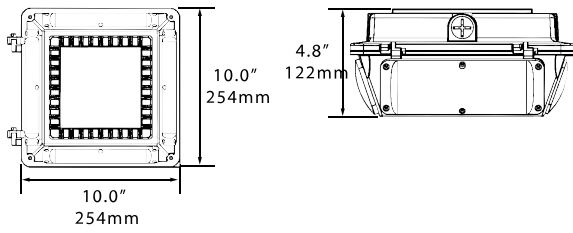
| |
|--|
| BB24624 LED Fixture Battery Backup |
| AC57163 1/2" Flex Conduit Extender |
| PH46224 Wireless program tool |
| PH41817 Motion/Dim/Photocell Sensor |
| PH18673 Sensor lens for garage (low mounting height) applications |
| SP12714 – 120-277V Surge Protector |
| For a factory installed Motion/Dim/Photocell Sensor add "-M12" after order code. |

Notes:

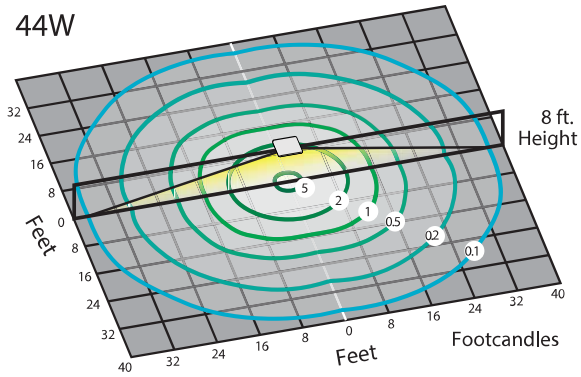
*Lumen maintenance data is based on LED testing per IESNA LM-80 and projected per IESNA TM-21



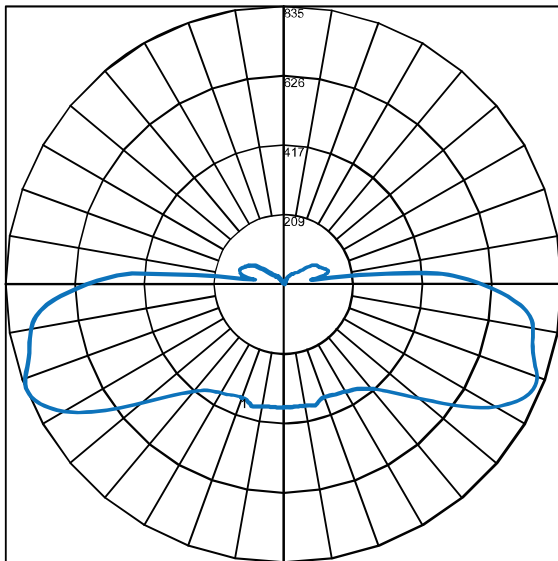
Venture 84W Safelit LED Parking Garage Fixture



44W



BUG Rating B2-U3-G3



Maximum Candela = 834.97 Located At Horizontal Angle = 225, Vertical Angle = 68
 # 1 - Vertical Plane Through Horizontal Angles (225 - 45) (Through Max. Cd.)

(800) 451-2606
 Fax: (800) 451-2605
 7905 Cochran Rd, Suite 300
 Glenwillow, Ohio 44139
 E-mail: Venture_Lighting@VentureLighting.com
VentureLighting.com

