

# 250 Watt Pulse Start Lamp

# 91319

## DATA SHEET



**UNI-FORM**  
PULSE START METAL HALIDE LIGHTING SYSTEMS

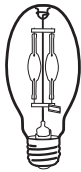
**SUPER PULSE START**

**Long Life (SPL)**

*Extended Life Lamps*



**ED28**



Dia. = 3.5" (90mm)  
MOL = 8.3" (211mm)  
LCL = 5.0" (127mm)  
Base = Mogul (E39)

## MHL 250W/H75/ED28/PS/EM/950

### GENERAL Characteristics

Lamp Type	MH Pulse Start Single Ended
ANSI Code	M138, M153/E
Bulb Shape	ED28
Base Type	Mogul (E39)
Bulb Finish	Clear
Rated Life	40000 hours
Operating Position	Horizontal ±75°

### ELECTRICAL

Lamp Watts	250
Lamp Oper. Voltage (Nom.)	133

### SUSTAINABILITY

Mercury Amount (mg)	22.0
Picograms of Hg per Mean Lumen Hour	36

### PHOTOMETRIC

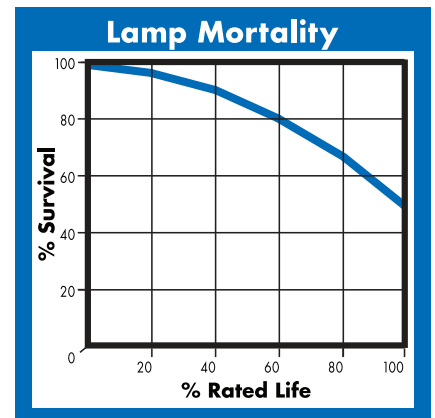
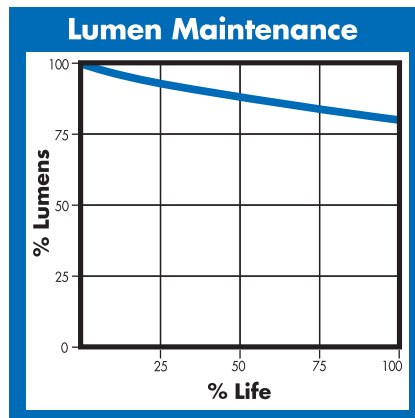
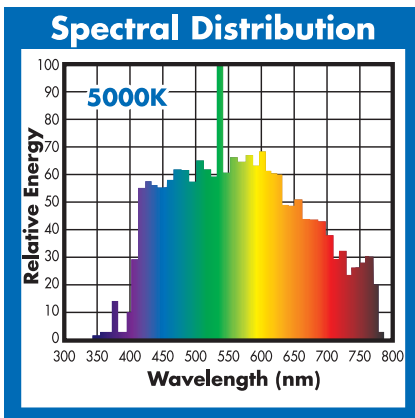
Initial Lumens	17000
Lumens Per Watt	68
Lamp Lumen Depreciation (LLD)	0.90 (90%) @ 16000 hours
Correlated Color Temperature	5000K
Chromaticity Coordinates (CIE-x,y)	.346 .359
Color Rendering Index (CRI) $R_a$	90+

### PHYSICAL

Bulb Diameter	3.5" (90mm)
Max. Overall Length (MOL)	8.3" (211mm)
Light Center Length (LCL)	5.0" (127mm)
Effective Arc Length	20.2 mm
Max. Base Temperature (°C)	210
Max. Bulb Temperature (°C)	400
Socket Pulse Rating (KV)	4
Luminaire Type	Enclosed Rated

### NOTES

- Lamp performance ratings published in this data sheet are based upon operation with approved electronic ballasts.
- Operation of position-rated lamps outside of their tolerances will result in poor performance.
- Minimum Starting Temperature: -40°C/°F.
- To calculate nighttime Scotopic lumens, multiply the lumen rating by the S/P ratio (2.1).



**(800) 451-2606**

6675 Parkland Blvd., Suite 100

Solon, Ohio 44139 USA

E-mail: [Venture\\_Lighting@VentureLighting.com](mailto:Venture_Lighting@VentureLighting.com)

**VentureLighting.com**

THIS LAMP CONFORMS TO FEDERAL STANDARD 21 CFR 1040.30  
Complies with (CE), Low Voltage (CE), WEEE and RoHS Directives

**Warning:** This lamp can cause skin burn and eye inflammation from shortwave ultraviolet radiation if outer envelope of the lamp is broken or punctured. Do not use where people will remain for more than a few minutes unless adequate shielding or other safety precautions are used. Lamps that will automatically extinguish when outer envelope is broken or punctured are commercially available.