


VRSS

Round Straight Steel Pole No Arm — 4-Bolt Base



Powder Coated, Galvanized or Powder Coated over Galvanized Finish Per Customer Specification.

C BUTT DIA.	D TOP DIA.	F BOLT CIR. DIA.	G BASE SQ.	H BOLT PROJ.	I BOLT SIZE
3	3	7.5-8.5	8	3.75	.75 x 17 x 3
4	4	7.5-8.5	8	3.75	.75 x 17 x 3
4.5	4.5	7.5-8.5	8	3.75	.75 x 17 x 3
5 (11 Gauge)	5	7.5-8.5	8	3.75	.75 x 17 x 3
5 (7 Gauge)	5	8-9	8.75	4.875	1 x 36 x 4

Dimensions in Inches

Pole

Pole shaft shall be weldable-grade, cold-rolled, commercial quality carbon steel tubing conforming to ASTM A500 Grade B. Options include 11 gauge and 7 gauge. All Welds shall conform to AWS D1.2 using ER70S-6 electrodes.

Base Style

4-Bolt Steel Base Plate of fabricated hot rolled carbon steel conforming to ASTM A36 or equivalent (36 ksi minimum yield) with 2-piece Base Cover and Attaching Hardware. Base Cover will be fabricated from ABS plastic or metal materials.



Handhole

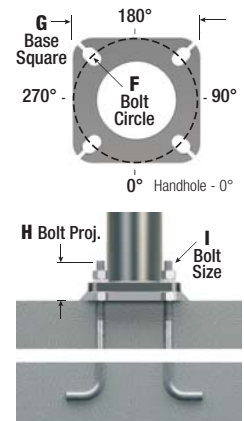
3" Butt Diameter - Reinforced, 2" x 4" Handhole with Cover And Stainless Steel Screws. A Grounding Provision incorporating a tapped 1/2"-13NC hole will be welded to the handhole frame.

4+ Butt Diameters - Reinforced, 3" x 5" Handhole with Cover, Stainless Steel Screw and Back Bar. A Grounding Provision incorporating a tapped 1/2"-13NC hole will be welded to the handhole frame.



Anchorage

Anchorage Kit will include four (4) L-shaped Steel Anchor Bolts conforming to AASHTO M314-90 Grade 55. Ten inches (10") of threaded end will be galvanized per ASTM A153. Kits will contain eight (8) Hex Nuts, four (4) Lock Washers, and eight (8) Flat Washers (all components Galvanized Steel). A bolt circle template will be provided.



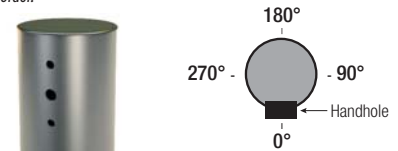
Vibration Damper

If determined necessary by pole manufacturer an internal, factory installed, Second Mode Vibration Damper will be provided. Customer specification of the damper is available.

Mounting Designation

Side Drill Mount

For Side Drill Mount applications specify luminaire type, quantity and orientation. A luminaire drilling template must be supplied at time of order.



Tenon Mount

For Tenon Mount applications specify both Tenon diameter (2.375", 2.875", 3.5", 4", etc.) and length (3", 4", 5", 6", etc.).

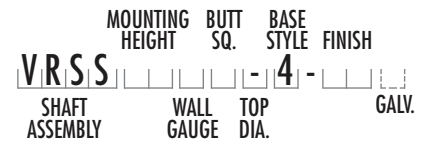


WARNING: Do not install light pole without luminaire.

A Mtg. Hgt.	B WALL GAUGE	C BUTT DIA.	MAX. TOTAL LUMINAIRE WEIGHT (lbs)	MAXIMUM EPA						CATALOG NUMBER	ANCHOR BOLT KIT PART NUMBER
				90	100	110	120	130	140		
8	11	3.0	525	10.2	8.1	7.5	6.2	5.1	4.3	VRSS08B3-4-**-	BT82352
8	11	4.0	600	21.5	17.2	16	13.2	11.1	9.5	VRSS08B4-4-**-	BT82352
8	11	4.5	600	28.3	22.7	21.1	17.5	14.9	12.8	VRSS08BG-4-**-	BT82352
10	11	3.0	440	8.1	6.3	5.8	4.7	3.8	3.1	VRSS10B3-4-**-	BT82352
10	11	4.0	600	16.9	13.4	12.4	10.1	8.4	7.1	VRSS10B4-4-**-	BT82352
10	11	4.5	600	22.6	18	16.7	13.8	11.6	10	VRSS10BG-4-**-	BT82352
12	11	3.0	370	6.5	5	4.5	3.6	2.8	2.2	VRSS12B3-4-**-	BT82352
12	11	4.0	600	13.4	10.4	9.6	7.8	6.3	5.3	VRSS12B4-4-**-	BT82352
12	11	4.5	600	18.3	14.4	13.3	10.8	9.1	7.8	VRSS12BG-4-**-	BT82352
14	11	3.0	320	5.1	3.8	3.4	2.6	2	1.5	VRSS14B3-4-**-	BT82352
14	11	4.0	555	10.8	8.3	7.6	6	4.8	4	VRSS14B4-4-**-	BT82352
14	11	4.5	600	14.8	11.5	10.6	8.5	7.1	6	VRSS14BG-4-**-	BT82352
15	11	4.0	510	9.8	7.4	6.8	5.3	4.1	3.4	VRSS15B4-4-**-	BT82352
15	11	4.5	600	13.3	10.2	9.3	7.4	6.2	5.2	VRSS15BG-4-**-	BT82352
16	11	3.0	275	4	2.8	2.5	1.8	1.2	0.8	VRSS16B3-4-**-	BT82352
16	11	4.0	470	8.9	6.7	6.1	4.7	3.6	2.9	VRSS16B4-4-**-	BT82352
16	11	4.5	600	11.9	9.1	8.3	6.5	5.4	4.6	VRSS16BG-4-**-	BT82352
18	11	3.0	245	2.9	1.9	1.7	1	-	-	VRSS18B3-4-**-	BT82352
18	11	4.0	400	7.2	5.2	4.7	3.5	2.5	1.9	VRSS18B4-4-**-	BT82352
18	11	4.5	510	9.8	7.3	6.6	5	4.1	3.4	VRSS18BG-4-**-	BT82352
20	11	3.0	225	2	1.1	0.9	-	-	-	VRSS20B3-4-**-	BT82352
20	11	4.0	340	5.7	4	3.5	2.4	1.6	1.1	VRSS20B4-4-**-	BT82352
20	11	4.5	435	8	5.7	5.1	3.8	3	2.5	VRSS20BG-4-**-	BT82352
20	11	5.0	540	10.6	7.8	7.2	5.8	4.8	4	VRSS20B5-4-**-	BT82352
22	11	4.5	370	6.4	4.4	3.9	2.7	2.1	1.6	VRSS22BG-4-**-	BT82352
22	11	5.0	460	8.7	6.2	5.6	4.5	3.7	3	VRSS22B5-4-**-	BT82352
23	7	5.0	600	13.5	10	9.2	7.5	6.2	5.2	VRSS23D5-4-**-	BT82351
25	11	4.0	240	2.8	1.5	1.1	-	-	-	VRSS25B4-4-**-	BT82352
25	11	4.5	295	4.4	2.7	2.2	1.2	0.8	-	VRSS25BG-4-**-	BT82352
25	11	5.0	365	6.3	4.1	3.7	2.9	2.2	1.7	VRSS25B5-4-**-	BT82352
25	7	5.0	570	11.2	8.1	7.4	6	4.9	4	VRSS25D5-4-**-	BT82351
30	11	4.5	205	1.8	-	-	-	-	-	VRSS30B3-4-**-	BT82352
30	11	5.0	245	3.1	1.4	1.1	0.6	-	-	VRSS30B5-4-**-	BT82352
30	7	5.0	395	7.1	4.6	4.1	3.1	2.4	1.9	VRSS30D5-4-**-	BT82351
35	7	5.0	270	3.8	1.7	1.5	0.9	-	-	VRSS35D5-4-**-	BT82351

Catalog Number System

The catalog number for Venture Lighting poles utilizes the following identification system.



Catalog Number Example -

VRSS 20 B 4 - 4 - BH

Round Straight Steel, 20' Mounting Height, 11 Gauge, 4" Butt Diameter, No Taper, 4-Bolt Base, White Powder Coat Finish.

Wall Gauge

B = 11 Gauge
D = 7 Gauge

Butt Diameter

3 = 3"
4 = 4"
G = 4.5"
5 = 5"

Top Diameter

- = No Taper

Base Style

4 = 4-Bolt Anchor Base


Finish

BA = Black Powder Coat
BH = White Powder Coat
BM = Dark Bronze Powder Coat
BV = Dark Green Powder Coat
GC = Gray Powder Coat
**- = Specify Finish
00 = Galvanized Only (No Powder Coat)

Galvanization


G = Galvanized

Code "G" to be used only if pole is to be specified "Powder Paint Over Galvanized" or "Galvanized Only".



Round ABS plastic base covers are standard in all 11 Gauge VRSS poles that are specified in the following powder coat finishes: BA-Black, BM-Dark Bronze, and BH-White.

For 7 Gauge poles and all other colors please see Square Metal base cover note below.



Square Metal powder coated base covers are standard in all 11 Gauge VRSS poles that are specified in colors other than BA-Black, BM-Dark Bronze, and BH-White AND in all 7 Gauge poles in ALL COLORS. Custom specification of VRSS Square Metal style base covers in BA, BM and BH powder coated finishes is available.

EPA Notes:

Effective Projected Area (EPA) in square feet. EPA's calculated using wind velocity (mph) indicated in accordance with 2009 AASHTO LTS-5 using a 25 year design life. Maximum EPA is based on the luminaire weight shown. Increased luminaire weight may reduce the maximum EPA. If weight is exceeded, or if other design life or code is required, please consult the factory.