

LED PANELS

LED Panels



Easy to install, simply remove old fluorescent troffer fixture, and use the existing T-bar application to secure LED panel. Direct wire and start saving.

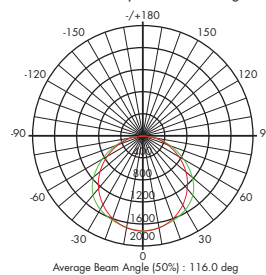


Panel Size	Wattage	Order Code	Lumen Output	Color Temperature	CRI	Rated Life (hrs)	Fixture Color	Amp. Draw (A) 120V	Amp. Draw (A) 277V	Replaces Existing Wattages	Model Number
1x4	36W	PN21852	3350	3500K	80	50,000	White	0.32	0.14	64W	VL1-PA14-036B-A-AG00
1x4	36W	PN23847	3350	4000K	80	50,000	White	0.32	0.14	64W	VL1-PA14-036N-A-AG00
1x4	36W	PN18514	3600	5000K	80	50,000	White	0.32	0.14	64W	VL1-PA14-036C-A-AG00
2x2	40W	PN28749	4060	3500K	80	50,000	White	0.34	0.15	64W	VL1-PA22-040B-A-AG00
2x2	40W	PN72162	4060	4000K	80	50,000	White	0.34	0.15	64W	VL1-PA22-040N-A-AG00
2x2	40W	PN21336	4180	5000K	80	50,000	White	0.34	0.15	64W	VL1-PA22-040C-A-AG00
2x4	52W	PN32817	5800	3500K	80	50,000	White	0.45	0.20	96W-128W	VL1-PA24-052B-A-AG00
2x4	52W	PN84990	5530	4000K	80	50,000	White	0.45	0.20	96W-128W	VL1-PA24-052N-A-AG00
2x4	52W	PN11489	5650	5000K	80	50,000	White	0.45	0.20	96W-128W	VL1-PA24-052C-A-AG00

Photometrics

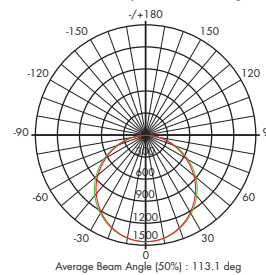
52W 2x4 LED Panel

Luminous Intensity Distribution Diagram



40W 2x2 LED Panel

Luminous Intensity Distribution Diagram



Benefits and Features

- Glass-free construction with internal driver
- Edge-lit optics, low glare and easy on the eyes
- Thin profile and easy to handle
- For retrofit or new construction with T-Bar applications
- DesignLights Consortium® (DLC) qualified
- 50,000 hour life; 65% Longer Life
- 5 year warranty
- 50% Energy Savings
- Rated for dry locations
- IC rated for direct contact with insulation
- Universal 120-277V 50/60 Hz input
- 0-10V DC dimming standard to maximize energy savings
- Superior color consistency within a 4-step MacAdam ellipse and greater than 80 CRI

Dimensions

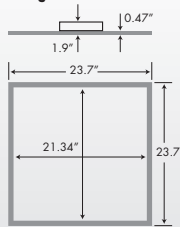
52W 2x4 LED Panel

Weight: 20.2 lbs (9.16 kg)



40W 2x2 LED Panel

Weight: 10.6 lbs (4.80 kg)



36W 1x4 LED Panel


Weight: 10.6 lbs (4.80 kg)



Accessories (Order as separate line items)

- BB23468** - Battery back-up
- KT14136** - 1x4 Drywall Mount Kit, White
- KT20945** - 1x4 Surface Mount Kit, White
- KT18101** - 2x2 Drywall Mount Kit, White
- KT14156** - 2x2 Surface Mount Kit, White
- KT18916** - 2x4 Drywall Mount Kit, White
- KT18522** - 2x4 Surface Mount Kit, White

Dry wall mounting kits



Surface mounting kits

