

# LED RECESSED DOWNLIGHTS

## Downlight Retrofit Kits




Wattage	Diameter	Order Code	Lumen Output	Color Temperature	CRI	Rated Life (hrs)	Beam Angle	Amp. Draw (A)		Replaces Existing		Model Number
								120V	277V	CFL	MH	
18W	6"	DL61337	1440	4000K	80+	35,000	Med. 40°	0.15	0.07	32W	70W**	VL1-DLB018N-MDA-WHAD00
40W	8"	DL29815	2870	4000K	80+	35,000	Med. 40°	0.35	0.16	2x32W	70W	VL1-DLC040N-MDA-WHAD00
54W	8"	DL20658	4100	4000K	80+	35,000	Med. 40°	0.48	0.22	2x42W	175W	VL1-DLC054N-MDA-WHAD00
54W	10"	DL31852	3790	4000K	80+	35,000	Med. 40°	0.48	0.22	2x42W	175W	VL1-DLD054N-MDA-WHAD00

\*\* 6", Order Code DL61337 replaces 100W PAR38 Halogen lamp

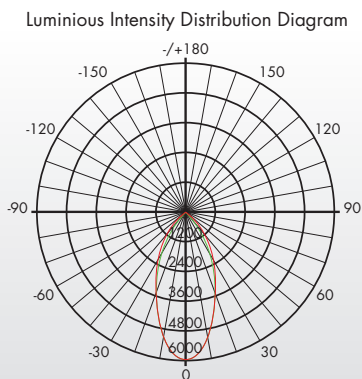


### Benefits and Features

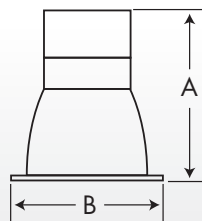
- Energy saving of up to 75%, compared to Compact Fluorescent and Metal Halide
- Upgrade standard CFL and HID 6", 8" or 10" diameter recessed luminaires to high output LED (with 80+ CRI)
- 3X longer life than traditional technology, reducing maintenance costs
- Energy Star Certified
- cULus rated for dry and damp locations
- Light weight design allows for easy installation
- Universal 120-277V 50/60 Hz input
- 0-10V DC dimming standard to maximize energy savings



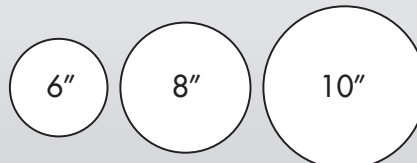
### Photometrics



### Dimensions



Diam.	A (in)	B (in)	Weight
6"	7.68	7.48	8.0 lbs (3.63 kg)
8"	8.98	9.29	9.0 lbs (4.08 kg)
10"	10.00	10.98	10.3 lbs (4.67 kg)



### Accessories (Order as separate line items)

- KT86415** New construction kits for 6" downlight
- KT65235** New construction kits for 8" downlight

