

# LED RETROFIT LAMPS



## Medium and Mogul Base Lamps

Wattage	Order Code	Base Type	Lumen Output	Color Temperature	CRI	Rated Life (hrs)	Beam Angle	Power Factor	THD	Replaces Existing HID Wattages
8W	LP15229	E26	960	4000K	80	50,000	360°	>0.90	<20%	50
10W	LP88549	E26	1200	4000K	80	50,000	360°	>0.90	<20%	50
14W	LP96356	E26	1680	4000K	80	50,000	360°	>0.90	<20%	70
18W	LP27843	E26	2160	4000K	80	50,000	360°	>0.90	<20%	100
22W	LP76418	E26	2640	4000K	80	50,000	360°	>0.90	<20%	175
27W	LP66419	E26	3240	4000K	80	50,000	360°	>0.90	<20%	175
27W	LP34559	E39	3240	4000K	80	50,000	360°	>0.90	<20%	175
27W	LP26134	E26	3240	5000K	80	50,000	360°	>0.90	<20%	175
27W	LP52712	E39	3240	5000K	80	50,000	360°	>0.90	<20%	175
36W	LP12893	E26	4320	4000K	80	50,000	360°	>0.90	<20%	175
36W	LP23748	E39	4320	4000K	80	50,000	360°	>0.90	<20%	175
36W	LP16524	E26	4320	5000K	80	50,000	360°	>0.90	<20%	175
36W	LP16981	E39	4320	5000K	80	50,000	360°	>0.90	<20%	175
45W	LP79493	E26	5400	4000K	80	50,000	360°	>0.90	<20%	175
45W	LP48460	E39	5400	4000K	80	50,000	360°	>0.90	<20%	175
45W	LP16844	E26	5400	5000K	80	50,000	360°	>0.90	<20%	175
45W	LP26126	E39	5400	5000K	80	50,000	360°	>0.90	<20%	175
54W	LP62668	E26	6500	4000K	80	50,000	360°	>0.90	<20%	250
54W	LP85756	E39	6500	4000K	80	50,000	360°	>0.90	<20%	250
54W	LP34156	E26	6500	5000K	80	50,000	360°	>0.90	<20%	250
54W	LP48412	E39	6500	5000K	80	50,000	360°	>0.90	<20%	250
100W	LP28509	E39	11,000	4000K	80	50,000	360°	>0.90	<20%	400
100W	LP28192	E39	11,000	5000K	80	50,000	360°	>0.90	<20%	400



### Benefits and Features

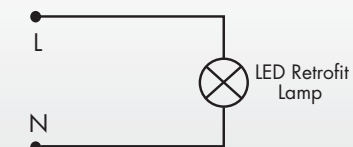
- Up to 5 times longer life and 80% energy savings compared to 50W through 400W metal halide lamps
- Improved reliability and reduced maintenance costs
- Universal Burn Position - Omnidirectional (base-up/base-down/horizontal operation)
- Easy installation, standard E26 and E39 bases available
- 5 year warranty
- Integrated driver

### Dimensions

Wattage	A (in)	B (in)
8	4.84	2.36
10	5.63	2.36
14	5.75	2.76
18	6.54	2.76
22	7.32	2.76
27	8.07	3.66
36	9.25	3.66
45	10.13	3.66
54	10.13	3.66
100	11.42	4.91



### Wiring



Easy to install - bypass ballast and provide voltage directly to lamp

### Accessories (Order as separate line items)

- BSP3-277-LC 10KA surge protector



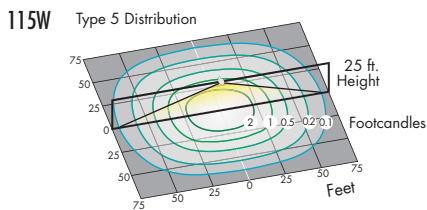
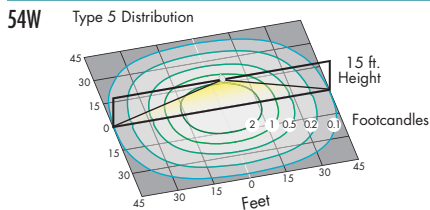
# SPECIALTY LED RETROFIT LAMPS

## Directional Mogul Base Lamps

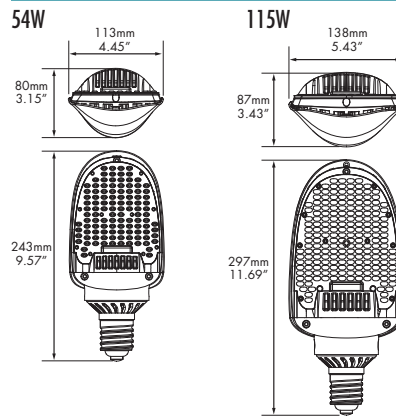
Wattage	Order Code	Base Type	Lumen Output	Color Temperature	CRI	Rated Life (hrs)	Distribution	Beam Angle	Power Factor	THD	Model Number
54W	LP27189	E39	6500	5000K	70	50,000	Type V	180°	>0.90	<20%	HR-54T5A2-E39AK-5K
115W	LP38561	E39	13500	5000K	70	50,000	Type V	180°	>0.90	<20%	HR-115T5A2-E39AK-5K



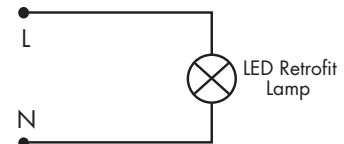
### Photometrics



### Dimensions



### Wiring



Easy to install - bypass ballast and provide voltage directly to lamp

### Accessories (Order as separate line items)

- BSP3-277-LC 10KA surge protector

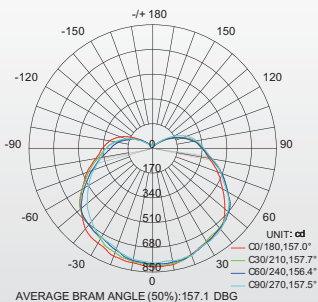


## Lowbay - Mogul Base Retrofit Lamp

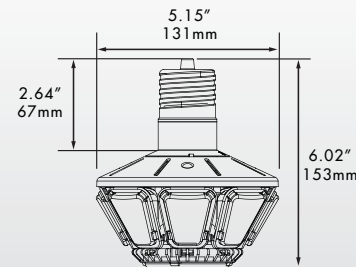
Wattage	Order Code	Base Type	Lumen Output	Color Temperature	CRI	Rated Life (hrs)	Beam Angle	Power Factor	THD	Model Number
40W	LP27198	EX39	4800	4000K	80	50,000	360°	>0.90	<20%	OR-040AA-EX39-4K



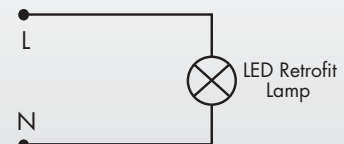
### Photometrics



### Dimensions




### Wiring




Easy to install - bypass ballast and provide voltage directly to lamp

### Accessories (Order as separate line items)

- BSP3-277-LC 10KA surge protector



# LED T8 LAMPS



## Fluorescent Ballast Bypass Ballast-free

Wattage	Order Code	T8 Lamp Length	Lumen Output	Color Temperature	CRI	Rated Life (hrs)	Replaces Existing Fluorescent Wattages	DLC Model Number
8	LP26198*	2ft.	950	4000K	80	50,000	15W	T080802NAA01
9	LP19567	2ft.	925	5000K	80	50,000	15W	VL1-T080090250AA01
15	LP41274*	4ft.	1800	4000K	80	50,000	28W - 32W	T081504NAA01
18	LP98237	4ft.	2000	3000K	80	50,000	28W - 32W	VL1-T080180430AA02
18	LP88632	4ft.	2000	4000K	80	50,000	28W - 32W	VL1-T080180440AA02
18	LP90501	4ft.	2000	5000K	80	50,000	28W - 32W	VL1-T080180450AA02

Note: Directly wire to 120-277V input.

\* Contact for lead time

## Fluorescent Ballast Compatible<sup>†</sup> Direct Replacement

Wattage	Order Code	T8 Lamp Length	Lumen Output	Color Temperature	CRI	Rated Life (hrs)	Replaces Existing Fluorescent Wattages	DLC Model Number
17W	LP16519	4ft.	1926	4000K	80	50,000	28W - 32W	VL1-T8IS17-0440-AA00
17W	LP26884	4ft.	1926	5000K	80	50,000	28W - 32W	VL1-T8IS17-0450-AA00

Note: <sup>†</sup> Instant start ballast only

## All Fit, Direct or Bypass

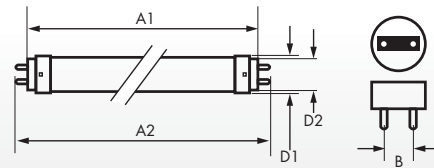
Wattage	Order Code	T8 Lamp Length	Lumen Output	Color Temperature	CRI	Rated Life (hrs)	Replaces Existing Fluorescent Wattages	DLC Model Number
18W	LP71263	4ft.	2212	4000K	80	50,000	28W - 32W	VL1-T8UNV18-0440-AI00

Note: All Fit lamps are Instant start, Programmable and Rapid Start ballast compatible and can also be wired directly to 120-277V by bypassing fluorescent ballast.

### Benefits and Features

- 5 year warranty
- Reduces energy up to 50%
- 2-3 times the life of traditional fluorescent lamps
- Free of IR and UV emissions
- Instant-on with full light output and stable lamp to lamp color

### Dimensions



Wattage	A1 (in)	A2 (in)	B (in)	D1 (in)	D2 (in)
8/9	23.18	23.74	0.51	1.01	1.08
15/17/18	47.24	47.72	0.51	1.01	1.08

Base: G13 medium bi-pin

### Accessories (Order as separate line items)

- 7300-001K Non-Shunted G13 Socket - 50pc Kit

