

LED COLOR SELECTABLE PANELS



*Venture's color temperature selectable LED panels
Available in 2x4, 2x2, and 1x4*

LED Color Selectable Panels


Change from 3500K, 4000K or 5000K with just the flip of a switch. Venture Lighting's color temperature selectable LED panels are low profile, lightweight, and designed for long life and low maintenance. These thin luminaires are designed to quickly and easily upgrade existing fluorescent fixtures and be more versatile than other LED panels. The high performance LED source is mounted to ensure proper thermal management of the system. Each fixture is capable of changing CCT with a simple flip of a switch. The CCT Selection method allows for a cost effective method to reduce stocking inventory by 66%. All CCT Selectable Panel fixtures are preset to 4000K at the factory.



3500K



4000K



5000K

LED COLOR SELECTABLE PANELS

Color Selectable

| Panel Size | Wattage | Order Code | Color Temperature | Model Number | Lumen Output | CRI | Life Hours | Amp. Draw (A) 120V 277V | Replaces Existing Wattages |
|------------|---------|------------|-------------------|--------------|----------------|------|------------|----------------------------|----------------------------|
| 1x4 | 33W | PN69124 | Standard | 4000K | P114-36N-ANR-x | 3670 | 80 | 50,000 | 0.32 0.14 64W |
| | | | Field Selectable | 3500K | P114-36B-ANR-x | 3590 | | | |
| | | | Field Selectable | 5000K | P114-36C-ANR-x | 3860 | | | |
| 2x2 | 38W | PN38592 | Standard | 4000K | P122-40N-ANR-x | 3800 | 80 | 50,000 | 0.34 0.15 64W |
| | | | Field Selectable | 3500K | P122-40B-ANR-x | 3800 | | | |
| | | | Field Selectable | 5000K | P122-40C-ANR-x | 3800 | | | |
| 2x4 | 44W | PN41751 | Standard | 4000K | P124-48N-ANR-x | 4740 | 80 | 50,000 | 0.42 0.19 96W - 128W |
| | | | Field Selectable | 3500K | P124-48B-ANR-x | 4660 | | | |
| | | | Field Selectable | 5000K | P124-48C-ANR-x | 5030 | | | |

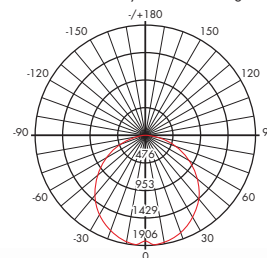
Benefits and Features

- Change from 3500K, 4000K or 5000K with just the flip of a switch
- All CCT Selectable Panel fixtures are preset to 4000K at the factory
- Reduce inventory SKUs by 66%
- Easy to install
- Available in standard sizes of 1x4, 2x2, and 2x4
- Edge-lit optics, low glare and easy on the eyes
- Designed for upgrading existing fluorescent fixtures or for new construction
- 0-10V DC dimming standard to maximize energy savings
- Rated for damp and dry locations
- IC Rated
- Universal 120-277V 50/60 Hz input

Photometrics

44W 2x4 LED Panel

Luminous Intensity Distribution Diagram



Accessories (Order as separate line items)

- ☐ BB23468 - Battery back-up
- ☐ KT14136 - 1x4 Drywall Mount Kit, White
- ☐ KT20945 - 1x4 Surface Mount Kit, White
- ☐ KT18101 - 2x2 Drywall Mount Kit, White
- ☐ KT14156 - 2x2 Surface Mount Kit, White
- ☐ KT18916 - 2x4 Drywall Mount Kit, White
- ☐ KT18522 - 2x4 Surface Mount Kit, White

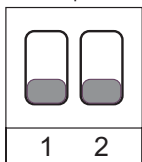
Dry wall mounting kits

Surface mounting kits

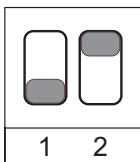


Color Selection Switches located on the back of each panel

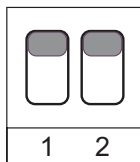
Switch Position:
LED Output **OFF**



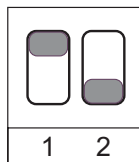
Switch Position:
3500K CCT



Switch Position:
4000K CCT

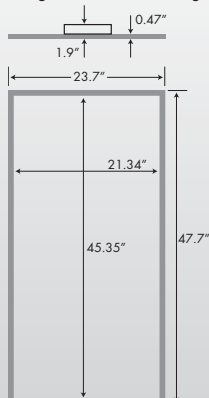


Switch Position:
5000K CCT

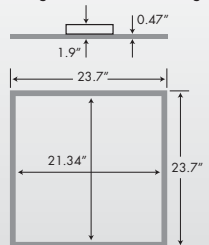


Dimensions

44W 2x4 LED Panel
Weight: 20.2 lbs (9.16 kg)



38W 2x2 LED Panel
Weight: 10.6 lbs (4.80 kg)



33W 1x4 LED Panel
Weight: 10.6 lbs (4.80 kg)

