

DLC® Model# HWL-090C-AD



### Description

Venture Lighting's Wave Aisle Lighter Highbay fixtures are the optimal solution for upgrading existing HID or Fluorescent installations using high racking.

### Construction

The high performance LED source is mounted to an aluminum heat sink which is designed to ensure proper thermal management of the system. This design allows for a cooler running LED chip which leads to longer lifetime, better efficacy, and color consistency. Fixtures are rated for an ambient operating temperature range -30°C to 50°C. Wave Aisle Lighter Highbay luminaires are water and dust resistant, with IP65 rating.

### Optics

The optics are specially designed to have a 60° x 90° distribution which is ideal for aisle lighting applications.

### Electrical

The power supply has a range of 120-277V, 50/60 Hz. 0-10V DC dimming capability is standard. The luminaire is rated for damp and dry locations.

### Product Performance

Wattage	90W
Lumens	10350
Correlated Color Temperature (CCT)	5000K
Color Rendering Index (CRI)	70
Lumen Maintenance @50,000 hours*	90%
Calculated L70 @ 25°C Ambient in Hours*	159,000
Replaces HID Wattage	250W
Spacing Criterion (0-180)	0.9 x mtg height
Spacing Criterion (90-270)	1.3 x mtg height
Operating Temperature Range	-22°F to 122°F (-30°C to 50°C)

### Physical Characteristics

Safety Cable Length	6ft. (2 pcs)
Input Cable Length	5ft.
Fixture Color	Matte Silver
Length	28.6"
Weight	10.4 lbs
Width	5.4"
Height	4.0"

### Electrical Characteristics

Amperage Draw (Input Volts/Amps)	120/0.76 208/0.44 240/0.38 277/0.33
Surge Protection	4kV

### Regulatory Qualifications

cULus Listed

DLC® Qualified - Model# HWL-090C-AD

### Accessories

Add suffix "-S1" to order code for a factory installed fixture with a MOTION ONLY Sensor part # PH41623

Add suffix "-S2" to order code for a factory installed fixture with a MOTION/DIM/PHOTOCELL Sensor part # PH77409

For factory installed plug options see below

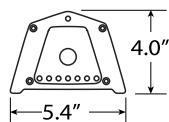
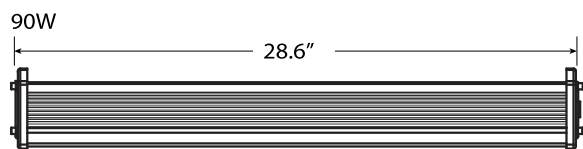
For plug options see accessories tab (NOT FACTORY INSTALLED)

### Notes:

\*Lumen maintenance data is based on LED testing per IESNA LM-80 and projected per IESNA TM-21



# Venture 90W Wave Aisle Lighter Highbay



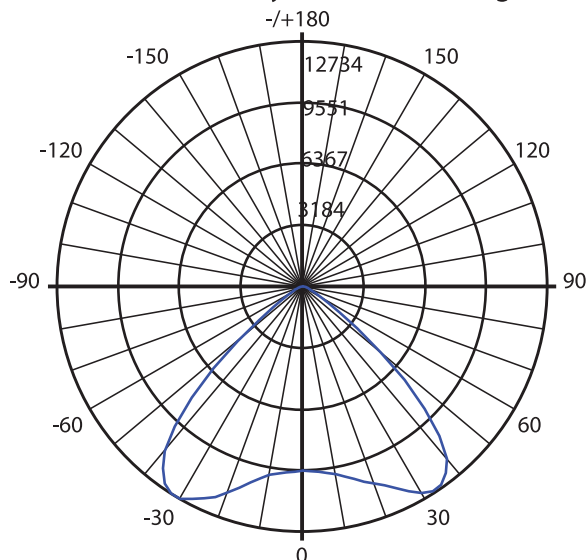
NEMA L5-15P NEMA L18-20P NEMA L6-15P NEMA L7-15P

Plug Options*	Molded Plug Options with 11ft Cable*
"-P1" - NEMA L5-15P for 120V	"-P6-C" - NEMA L5-15P for 120V w/ Cable
"-P2" - NEMA L6-15P for 240V	"-P7-C" - NEMA L6-15P for 240V w/ Cable
"-P3" - NEMA L7-15P for 277V	"-P8-C" - NEMA L7-15P for 277V w/ Cable
"-P5" - NEMA L18-20P for 208V	"-P10-C" - NEMA L18-20P for 208V w/ Cable

NOTE: \* Add Suffix to Part# for Factory Installed option

Factory installed plug options

Luminous Intensity Distribution Diagram



(800) 451-2606  
 Fax: (800) 451-2605  
 7905 Cochran Rd, Suite 300  
 Glenwillow, Ohio 44139  
 E-mail: [Venture\\_Lighting@VentureLighting.com](mailto:Venture_Lighting@VentureLighting.com)  
[VentureLighting.com](http://VentureLighting.com)

