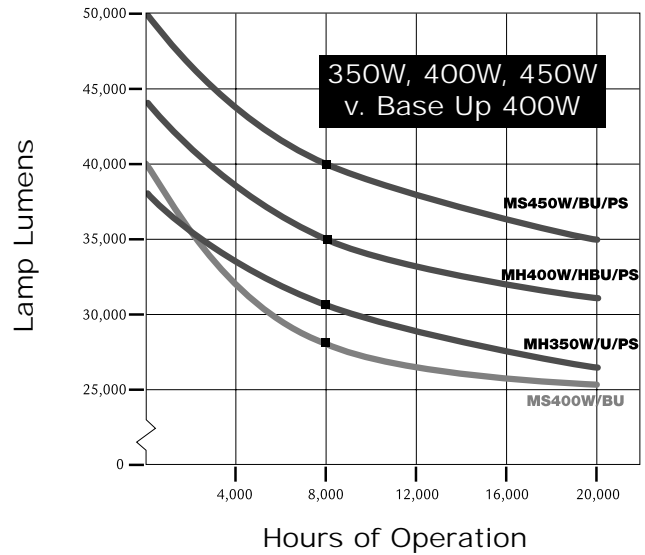
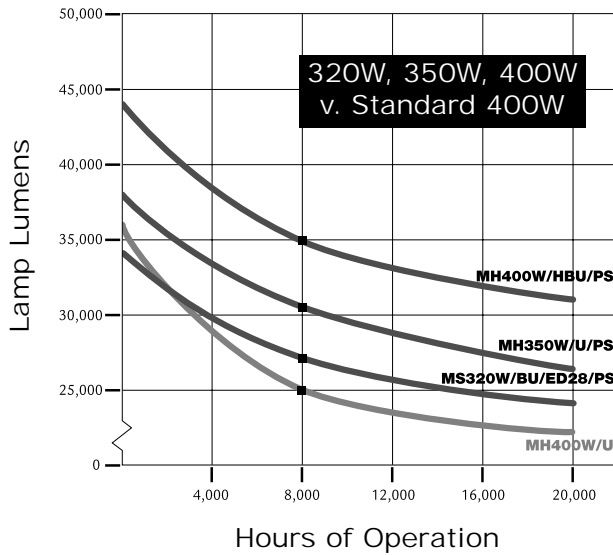
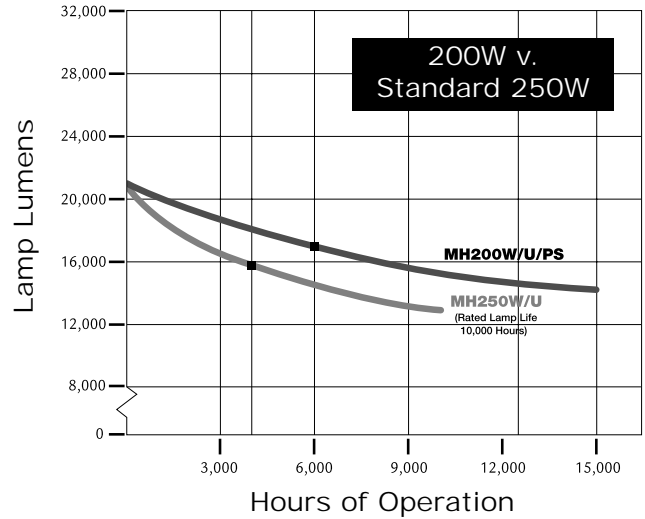
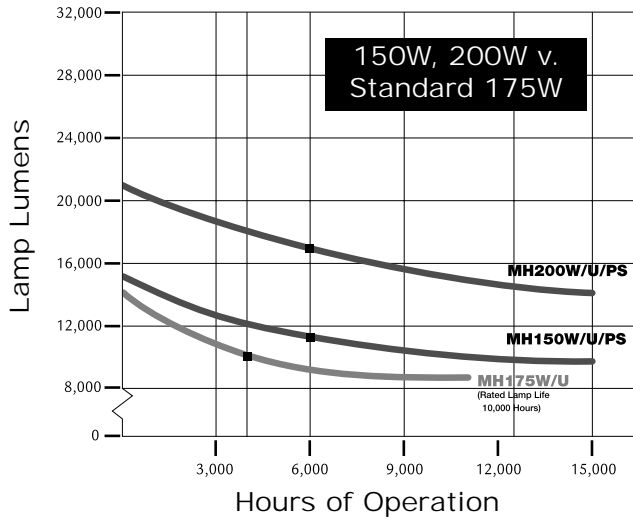


Lumen Maintenance At a Glance



Systems Comparison Guide*

Lamp/Wattage	Product Description	Initial Lumens	Mean Lumens	Avg. Rated Life Hours	System Wattage CWA	277v Reactor	Lamp Base
150W UNI-FORM	MH150W/U/PS	15,000	11,300	15,000	190	172	MOGUL
200W UNI-FORM	MH200W/U/PS	21,000	16,800	15,000	232	219	MOGUL
175W STANDARD	MH175W/U	14,000	10,500	10,000	210	-	MOGUL
250W STANDARD	MH250W/U	21,000	15,800	10,000	289	-	MOGUL
320W UNI-FORM	MS320W/BU/ED28/PS	34,000	27,200	20,000	365	349	MOGUL
350W UNI-FORM	MH350W/U/PS	38,000	30,400	20,000	400	380	MOGUL
400W UNI-FORM	MH400W/HBU/PS	44,000	35,200	20,000	448	435	MOGUL
450W UNI-FORM	MS450W/BU/PS	50,000	40,000	20,000	505	489	MOGUL
400W STANDARD	MH400W/U	36,000	25,200	20,000	452	-	MOGUL
400W BASE UP	MS400W/BU	40,000	28,000	20,000	452	-	MOGUL

* All comparisons based on Venture brand products.