

Bright Ideas, Bold Innovations

WHITE-LUX[®] *Magic*

**Switch To Bright, White Light
From Your Existing HPS Fixtures**

As Simple As A Change Of A Lamp



A Retrofit Series of Lamps invented by

**VENTURE[®]
LIGHTING**

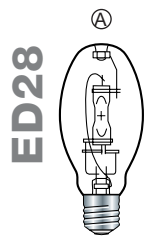
White-Lux® Lamps

SPECIALTY METAL HALIDE LAMPS

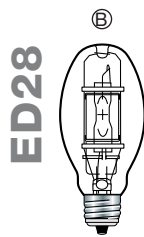
| Enclosed Rated | | Mogul Base | | | | | | | | | North American Style | | | |
|----------------|--------------------|-------------|------|-----------------|----------------|-------------|-----------------|---------|-----|--------|----------------------|------|----------|----------|
| Watts | Lamp Description | Product No. | Bulb | ANSI Compatible | Initial Lumens | Mean Lumens | Avg. Life Hours | CCT (K) | CRI | Finish | Operating Pos. | Fig. | Case Qty | Replaces |
| 250 | MH 250W/U/LU | 91051 | ED28 | S50/E* | 18500 | 12000 | 10000 | 4000 | 65 | Clear | U | A | 12 | LU 250 |
| 400 | MH 400W/U/LU/ED28 | 59441 | ED28 | S51/E** | 36000 | 23400 | 20000 | 4000 | 65 | Clear | U | A | 12 | LU 400 |
| 400 | MH 400W/U/LU | 52134 | ED37 | S51/E** | 38000 | 24700 | 20000 | 4000 | 65 | Clear | U | C | 6 | LU 400 |
| 400 | MH 400W/C/U/LU | 72190 | ED37 | S51/E** | 36000 | 23400 | 20000 | 3700 | 70 | Coated | U | C | 6 | LU 400/D |
| 750 | MH 750W/U/LU/BT37 | 33940 | BT37 | S111/E*** | 72000 | 46800 | 12000 | 4000 | 65 | Clear | U | D | 6 | LU 750 |
| 1000 | MS 1000W/V/LU/BT37 | 35892 | BT37 | S52/E† | 110000 | 71500 | 15000 | 4000 | 65 | Clear | V±15 | D | 6 | LU 1000 |

| Open Rated | | Mogul Base | | | | | | | | | North American Style | | | |
|------------|------------------|-------------|------|-----------------|----------------|-------------|-----------------|---------|-----|--------|----------------------|------|----------|----------|
| Watts | Lamp Description | Product No. | Bulb | ANSI Compatible | Initial Lumens | Mean Lumens | Avg. Life Hours | CCT (K) | CRI | Finish | Operating Pos. | Fig. | Case Qty | Replaces |
| 250 | MPI 250W/BU/LU | 24785 | ED28 | S50/O* | 17600 | 11400 | 10000 | 4000 | 65 | Clear | BU±15° | B | 12 | LU 250 |
| 250 | MPI 250W/C/BU/LU | 10206 | ED28 | S50/O* | 16700 | 10900 | 10000 | 3700 | 70 | Coated | BU±15° | B | 12 | LU 250/D |
| 400 | MPI 400W/BU/LU | 10044 | BT37 | S51/O** | 36000 | 23400 | 20000 | 4000 | 65 | Clear | BU±15° | E | 6 | LU 400 |

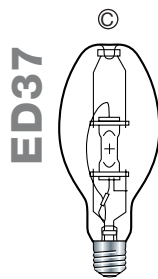
Lamps



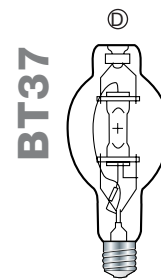
Dia. = 3 1/2" (90mm)
MOL = 8 5/8" (211mm)
LCL = 5 3/4" (146mm)
Base = E39



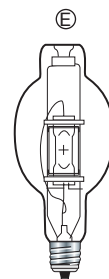
Dia. = 3 1/2" (90mm)
MOL = 8 5/8" (211mm)
LCL = 5 3/4" (146mm)
Base = EX39



Dia. = 4 5/8" (120mm)
MOL = 11 1/2" (292mm)
LCL = 5 3/4" (146mm)
Base = E39



Dia. = 4 5/8" (120mm)
MOL = 11 1/2" (292mm)
LCL = 7" (178mm)
Base = E39



Dia. = 4 5/8" (120mm)
MOL = 11 1/2" (292mm)
LCL = 5 3/4" (146mm)
Base = EX39

* Lamp operates on 250W(S50) high pressure sodium ballast.

** Lamp operates on 400W(S51) high pressure sodium ballast.

*** Lamp operates on 750W(S111) high pressure sodium ballast.

† Lamp operates on 1000W(S52) high pressure sodium ballast.

A Simple Lamp Change Does It!

It's easier than ever to switch from the harsh yellow light of high pressure sodium to the clear, white light of metal halide. Make the change just by replacing the lamp! Venture's unique *White-Lux* lamps are completely compatible with all HPS lighting systems and fit directly into your existing 250, 400, 750 or 1000 watt HPS fixture. No need to change ballasts, ignitors, or even reposition the socket.

The crisp, natural color of *White-Lux* replacement lamps reduces glare in your warehouse or building and creates a better, brighter work environment. Reduce errors and improve your business efficiency with this simple change to whiter light. *White-Lux* high output metal halide lamps are the easy, cost-effective solution to your retrofit needs. Save on costs, increase productivity, raise sales. You're sure to see the bright results with the *White-Lux* advantage!

As Simple As A Change Of A Lamp:

- Complete electrical compatibility with HPS systems
- Designed for photometric compatibility with HPS systems
- Clear and coated outer jacket options
- Shrouded open-rated lamps available in 250 and 400 watts, complies with 2005 National Electric Code
- Excellent color rendering (65-70 CRI vs. 22 CRI for HPS)

Switch to the *White-Lux* Magic for Your Application:

- Industrial highbay
- Building and security floodlighting
- Warehouse downlighting
- Parking lot lighting
- Retail illumination



VENTURE
LIGHTING

(800) 451-2606
or (440) 248-3510

Fax: (800) 451-2605
10295 Philipp Parkway
Streetsboro, Ohio 44241 USA
E-mail: venture@adlt.com

VentureLighting.com