

250 Watt Probe Start Lamp

91051 DATA SHEET

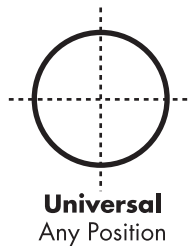


White-Lux®

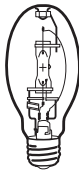
**Retrofit Lamps
for HPS Fixtures**

**Switch To Bright,
White Light
From Existing
HPS Fixtures**

As Simple as a
Change of a Lamp



ED28



Dia. = 3.5" (90mm)
MOL = 8.3" (211mm)
LCL = 5.0" (127mm)
Base = Mogul (E39)

**(800) 451-2606
or (440) 248-3510**

Fax: (800) 451-2605
10295 Philipp Parkway
Streetsboro, Ohio 44241 USA
E-mail: venture@adlt.com
VentureLighting.com

MH 250W/U/LU GENERAL Characteristics

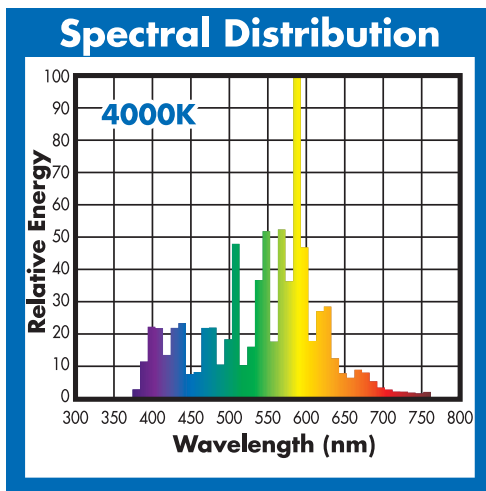
Lamp Type	Standard MH Single Ended
ANSI Code	S50/E Compatible
Bulb Shape	ED28
Base Type	Mogul (E39)
Bulb Finish	Clear
Rated Life	10000 hours
Operating Position	Universal
Dimming	50% Rated Power

PHOTOMETRIC

Initial Lumens	20000
Scotopic Lumens (S/P 1.7)	34000
Lumens Per Watt	74
Lamp Lumen Depreciation (LLD)	.65 (65%) @ 4000 hours
Correlated Color Temperature	4000K
Chromaticity Coordinates (CIE-x,y)	.385 .390
Color Rendering Index (CRI) or (Ra)	65

PHYSICAL

Bulb Diameter	3.5" (90mm)
Max. Overall Length (MOL)	8.3" (211mm)
Light Center Length (LCL)	5.0" (127mm)
Effective Arc Length	21 mm
Max. Base Temperature (°C)	210
Max. Bulb Temperature (°C)	400
Socket Pulse Rating (KV)	4
Luminaire Type	Enclosed Rated



Complies with (CE), Low Voltage (CE), WEEE and RoHS Directives

Warning: This lamp can cause skin burn and eye inflammation from shortwave ultraviolet radiation if outer envelope of the lamp is broken or punctured. Do not use where people will remain for more than a few minutes unless adequate shielding or other safety precautions are used. Lamps that will automatically extinguish when outer envelope is broken or punctured are commercially available.

ELECTRICAL

Lamp Watts	270
Lamp Oper. Voltage (Nom.)	-
Metal Halide Replacement for	LU 250

SUSTAINABILITY

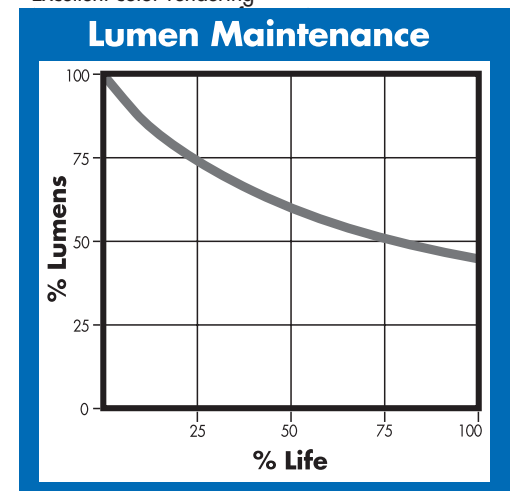
Recycling Program	Smartpac® 800-451-2606
-------------------	------------------------

NOTES

Lamp performance ratings published in this data sheet are based on operation with magnetic ballasts. Performance ratings of Universal lamps are based upon vertical ($\pm 15^\circ$) operation. Dimming applicable only when lamp is installed in the Base Up $\pm 15^\circ$ (BU $\pm 15^\circ$) position. To calculate nighttime Scotopic lumens, multiply the lumen rating by the S/P ratio.

Change Just the Lamp:

- Complete electrical compatibility with HPS systems
- Designed for photometric compatibility with HPS systems
- Clear and coated outer jacket options
- Shrouded open-rated lamps available in 250 and 400 watts
- Excellent color rendering



This Product is Recyclable Through  Smartpac
THE RECYCLING EXPERT