



VENTURE LIGHTING®


LIGHTING SOLUTIONS

HIGH PRESSURE SODIUM LAMPS

- High efficacy
- 90% Lumen maintenance
- Long life: Up to 30,000
- Reliable, low maintenance
- Wide range of wattages
- Compliance with North American standards

Applications:

- Street Lighting
- Architectural Lighting
- Warehouses



VENTURE
LIGHTING®

High Pressure Sodium Lamps

VENTURE LIGHTING® HPS SYSTEMS

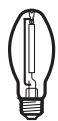


HIGH PRESSURE SODIUM LAMPS

Wattage	Lamp Description	Product No.	ANSI CODE	Initial Lumens	Rated Life Hours	Finish	CCT	Bulb	Fig.	Lamp Voltage	Case Qty
35	LU35/MED	23000	S76	2250	16000	Clear	2100K	E17	A	55	12
35	LU35/D/MED	23001	S76	2100	16000	Coated	2100K	E17	A	55	12
50	LU50/MED	23002	S68	4000	24000	Clear	2100K	E17	A	55	12
50	LU50/D/MED	23003	S68	3700	24000	Coated	2100K	E17	A	55	12
50	LU50	23010	S68	4000	24000	Clear	2100K	E23.5	B	55	12
50	LU50/D	23011	S68	3700	24000	Coated	2100K	E23.5	B	55	12
70	LU70/MED	23004	S62	6300	24000	Clear	2100K	E17	A	55	12
70	LU70/D/MED	23005	S62	5800	24000	Coated	2100K	E17	A	55	12
70	LU70	23012	S62	6300	24000	Clear	2100K	E23.5	B	55	12
70	LU70/D	23013	S62	5500	24000	Coated	2100K	E23.5	B	55	12
100	LU100/MED	23006	S54	9500	24000	Clear	2100K	E17	A	55	12
100	LU100/D/MED	23007	S54	8800	24000	Coated	2100K	E17	A	55	12
100	LU100	23014	S54	9500	24000	Clear	2100K	E23.5	B	55	12
100	LU100/D	23015	S54	8800	24000	Coated	2100K	E23.5	B	55	12
150	LU150/55/MED	23008	S55	15800	24000	Clear	2100K	E17	A	55	12
150	LU150/55/D/MED	23009	S55	14500	24000	Coated	2100K	E17	A	55	12
150	LU150/55	23016	S55	16000	24000	Clear	2100K	E23.5	B	55	12
150	LU150/55/D	23017	S55	14000	24000	Coated	2100K	E23.5	B	55	12
200	LU200/ECO	23018	S66	22000	24000	Clear	2100K	ET18	C	90	6
250	LU250	23019	S50	28000	24000	Clear	2100K	ED18	C	100	6
250	LU250/D	23020	S50	26000	24000	Coated	2100K	BT28	D	100	12
310	LU310/ECO	23021	S67	37000	24000	Clear	2100K	ET18	C	100	6
400	LU400	23022	S51	51000	24000	Clear	2100K	ED18	C	100	6
400	LU400/D	23023	S51	47500	24000	Coated	2100K	BT37	E	100	6
600	LU600	23024	S106	91500	30000	Clear	2100K	T14	F	115	12
1000	LU1000	23025	S52	140000	24000	Clear	2100K	E25	G	235	6

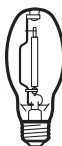


A



Dia. = 2.1" (54mm)
MOL = 5.4" (138mm)
LCL = 3.4" (87mm)
Base = Medium (E26)

B



Dia. = 2.9" (75mm)
MOL = 7.8" (198mm)
LCL = 5.0" (127mm)
Base = Mogul (E39)

C




Dia. = 2.2" (57mm)
MOL = 9.6" (244mm)
LCL = 5.8" (146mm)
Base = Mogul (E39)

D



Dia. = 3.5" (90mm)
MOL = 9.0" (228mm)
LCL = 5.0" (127mm)
Base = Mogul (E39)

E



Dia. = 4.6" (120mm)
MOL = 11.5" (292mm)
LCL = 7.0" (178mm)
Base = Mogul (E39)

F



Dia. = 1.8" (46mm)
MOL = 11.1" (282mm)
LCL = 6.9" (175mm)
Base = Mogul (E39)

G



Dia. = 3.1" (79mm)
MOL = 15.1" (384mm)
LCL = 8.8" (223mm)
Base = Mogul (E39)

**(800) 451-2606
or (440) 248-3510**

Fax: (800) 451-2605
10295 Philipp Parkway
Streetsboro, Ohio 44241 USA
E-mail: venture@adlt.com
VentureLighting.com



